


Show Me the Money!

Show Me Boards

FREEBIE

Black and
White
Included



Use the Least Amount of Coins to Show Me:

51¢	(3)	37¢
82¢		
57¢		

Use the Least Amount of Coins to Show Me:

46¢	(3)	38¢	(5)
27¢		16¢	(3)
		54¢	(6)

Use the Least Amount of Coins to Show Me:

47¢	(5)	36¢	(3)
		17¢	(4)
		53¢	(7)



Show Me the Money!


“Show Me” Boards are small mats to give you a quick view of who is understanding how to count coins and who is not. These boards are perfect for small group instruction.

Give each student a Show Me the Money Board and some classroom or real coins. Instruct the students to show you the amount of money indicated in each box using the coins. Students should use the least amount of coins to show the amount of money in each box. The small number in parentheses tells the number of coins that are needed.


For beginning students, have them count out money in the way they know. Then encourage them to exchange coins (2 nickels can be exchanged for 1 dime and so on).

Materials Included:

- 6 Show Me Boards (and 6 black and white copies)



Use the Least Amount of Coins to Show Me:



45¢

(3)

38¢

(5)

27¢

(3)

16¢


(3)

62¢


(5)

54¢

(6)



Use the Least Amount of Coins to Show Me:



47¢

(5)

36¢

(3)

28¢

(4)

17¢


(4)

61¢


(4)

53¢

(5)



Use the Least Amount of Coins to Show Me:



51¢

(3)

37¢

(4)

82¢

(6)

46¢


(4)

57¢


(5)

29¢

(5)



Use the Least Amount of Coins to Show Me:



27¢

(3)

39¢

(6)

24¢

(6)

18¢


(5)

64¢


(7)

78¢

(6)



Use the Least Amount of Coins to Show Me:



73¢

(7)

66¢

(5)

48¢

(6)

22¢


(4)

83¢

(7)

99¢

(9)



Use the Least Amount of Coins to Show Me:

71¢

(5)

63¢

(6)

84¢

(8)

26¢


(2)

79¢


(7)

52¢

(4)



Use the Least Amount of Coins to Show Me:



45¢

(3)

38¢

(5)

27¢

(3)

16¢


(3)

62¢


(5)

54¢

(6)



Use the Least Amount of Coins to Show Me:



47¢

(5)

36¢

(3)

28¢

(4)

17¢


(4)

61¢


(4)

53¢

(5)



Use the Least Amount of Coins to Show Me:



51¢

(3)

37¢

(4)

82¢

(6)

46¢


(4)

57¢


(5)

29¢

(5)



Use the Least Amount of Coins to Show Me:



27¢

(3)

39¢

(6)

24¢

(6)

18¢


(5)

64¢


(7)

78¢

(6)



Use the Least Amount of Coins to Show Me:



73¢

(7)

66¢

(5)

48¢

(6)

22¢


(4)

83¢


(7)

99¢

(9)



Use the Least Amount of Coins to Show Me:



71¢

(5)

63¢

(6)

84¢

(8)

26¢


(2)

79¢

(7)

52¢

(4)



Thank you for download this freebie!



← Visit my blog for more ideas and activities to use in the classroom.

Visit my [Facebook Page](#) too! Sometime I have flash freebies.

To receive notification on my new products, freebies, sales, and giveaways please follow me [HERE](#).

©2015 @Teacher's Take-Out. All rights reserved. Purchase of this unit entitles the purchaser the right to reproduce the pages in limited quantities for ONE classroom use only. Any duplication for more than one classroom such as another teacher, a grade level, school, an entire school system or commercial purposes is strictly forbidden without written permission from Teacher's Take-Out. You may contact me at: teacherstakeout@gmail.com

Credits/Graphics:



Need More?



Lovelytocu